



JSPG3100A

3A Schottky Barrier Rectifier

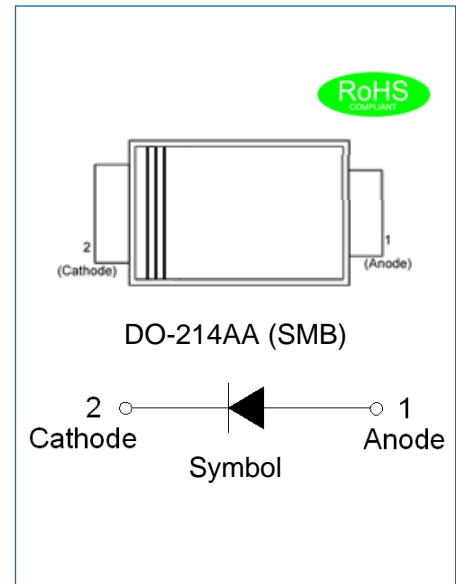
Rev.1.2

DESCRIPTION

- ✧ Plastic package has underwriters laboratories flammability classification 94V-0
- ✧ For surface mounted applications in order to optimize board space
- ✧ Lead free in compliance with EU RoHS 2011/65/EU directive
- ✧ Ultra low forward voltage drop
- ✧ Low power losses, high efficiency operation
- ✧ High current capability and surge capability
- ✧ Low thermal resistance package

MECHANICAL DATA

- ✧ Case: SMB molded plastic
- ✧ Terminals: Solder plated, solderable per J-STD-002
- ✧ Polarity: Color band denotes cathode end



ABSOLUTE MAXIMUM RATING (Rating at 25°C ambient temperature unless otherwise specified.)

Parameter	Symbol	JSPG3100A	Unit
Maximum repetitive peak reverse voltage	V_{RRM}	100	V
Maximum RMS voltage	V_{RMS}	70	V
Maximum DC blocking voltage	V_{DC}	100	V
Maximum average forward current	$I_{F(AV)}$	3.0	A
Peak forward surge current: 8.3ms single half sine-wave superimposed on rated load	I_{FSM}	80	A
Operating junction temperature range	T_j	-55 to +150	°C
Storage temperature range	T_{stg}	-55 to +150	°C


ELECTRICAL CHARACTERISTICS (Rating at 25°C ambient temperature unless otherwise specified.)

Parameter	Symbol	Min	Typ	Max	Unit
Forward voltage	$I_F=3A$			0.85	V
Reverse current at rated DC blocking voltage	$T_A=25^\circ C$			0.1	mA
	$T_A=100^\circ C$			8	
Junction capacitance	$V_R=4.0V, f=1MHz$		90		pF

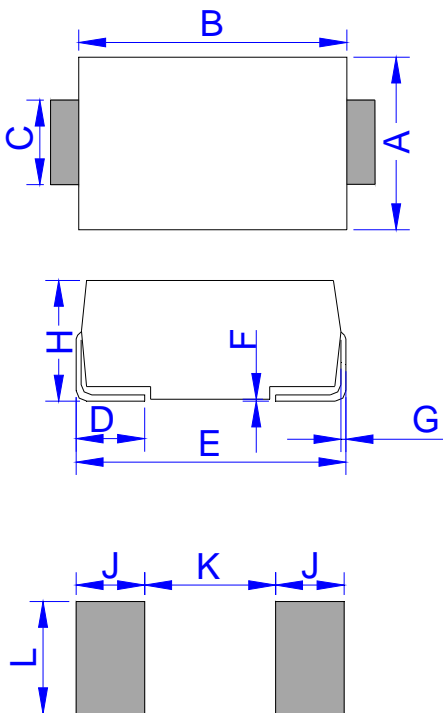
THERMAL RESISTANCES

Symbol	Parameter	JSPG3100A	Unit
$R_{th(j-a)}$	Thermal resistance from junction to ambient (note1)	60	°C/W

Note1: Thermal resistance from junction to ambient at 0.375"(9.5mm) lead length, P.C.B mounted

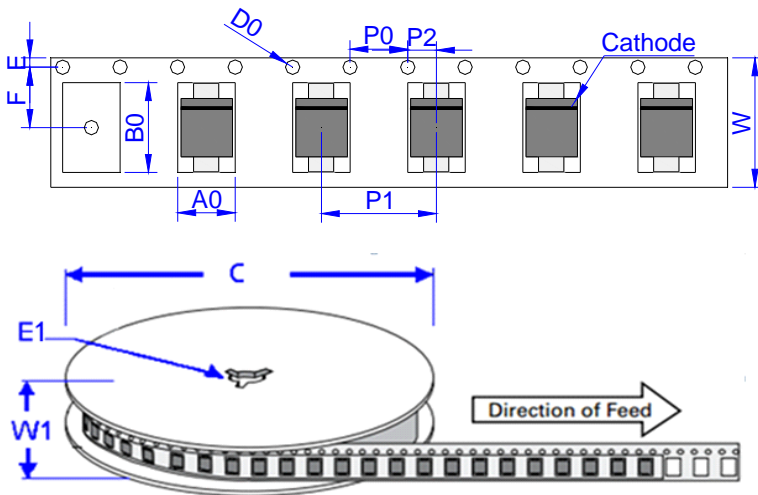
MARKING


The first '*'	Date code
The second '*'	
The third '*'	Batch code
The fourth '*'	
The fifth '*'	
G	Package: SMB
3	$I_{F(AV)}$:3A
10	V_{RRM} :100V

PACKAGE MECHANICAL DATA


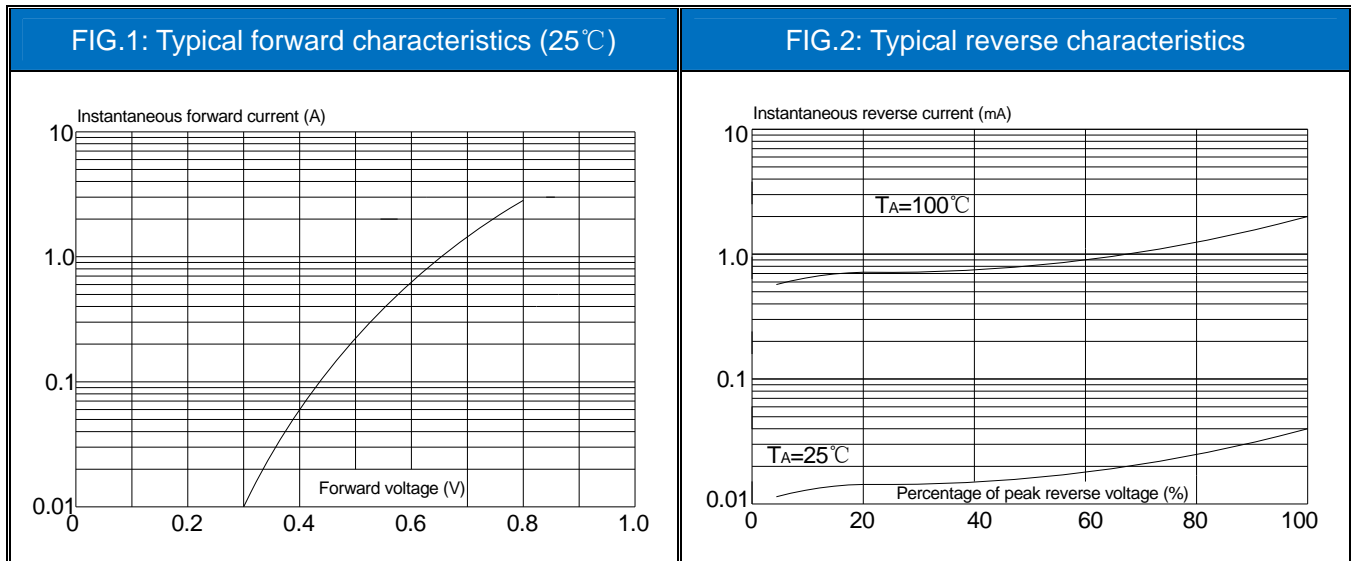
DO-214AA (SMB)

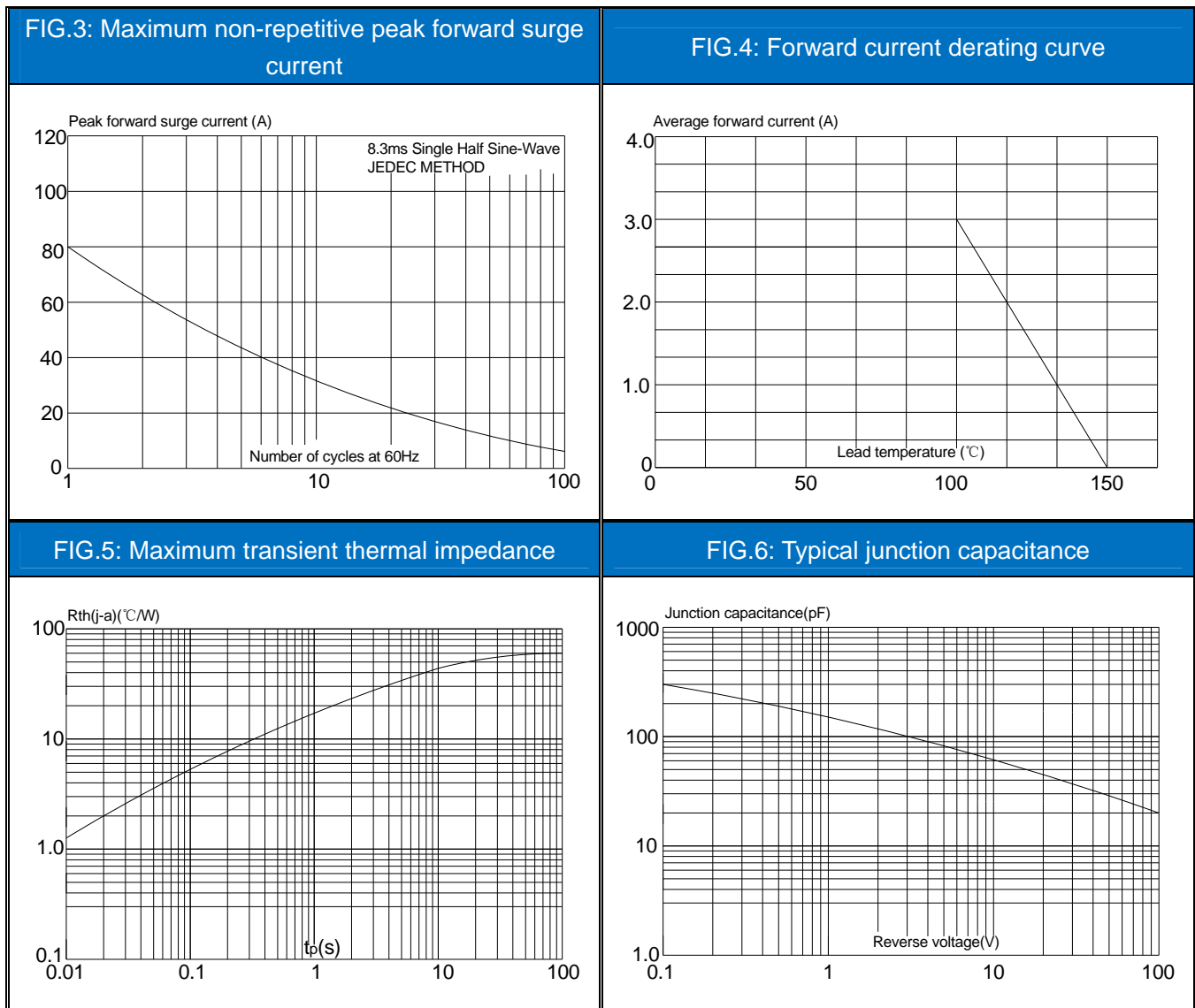
Ref.	Dimensions			
	Millimeters		Inches	
	Min.	Max.	Min.	Max.
A	3.30	3.94	0.130	0.155
B	4.30	4.80	0.169	0.189
C	1.90	2.20	0.075	0.087
D	0.95	1.52	0.037	0.060
E	5.20	5.60	0.205	0.220
F	0.051	0.203	0.002	0.008
G	0.15	0.31	0.006	0.012
H	2.10	2.40	0.083	0.094
J	2.20		0.087	
K		2.60		0.102
L	2.30		0.091	

TAPE AND REEL SPECIFICATION-SMB


Ref.	Dimensions	
	Millimeters	Inches
A0	3.76 ± 0.3	0.148 ± 0.012
B0	5.69 ± 0.3	0.224 ± 0.012
C	330.0	13.0
D0	1.55 ± 0.1	0.061 ± 0.004
E	1.75 ± 0.2	0.069 ± 0.008
E1	13.3 ± 0.3	0.524 ± 0.012
F	5.5 ± 0.2	0.217 ± 0.008
P0	4.00 ± 0.2	0.157 ± 0.008
P1	8.00 ± 0.2	0.3145 ± 0.008
P2	2.00 ± 0.2	0.079 ± 0.008
W	12.0 ± 0.2	0.472 ± 0.008
W1	15.7 ± 2.0	0.618 ± 0.079

OUTLINE	UNIT WEIGHT (g/PCS) typ.	REEL (PCS)	PER CARTON (PCS)	REEL DIAMETERS (mm)
TAPING	0.1	3,000	48,000	330

CHARACTERISTICS CURVE


CHARACTERISTICS CURVE


Information furnished in this document is believed to be accurate and reliable. However, Jianguo JieJie Microelectronics Co.,Ltd assumes no responsibility for the consequences of use without consideration for such information nor use beyond it.

Information mentioned in this document is subject to change without notice, apart from that when an agreement is signed, Jianguo JieJie complies with the agreement.

Products and information provided in this document have no infringement of patents. Jianguo JieJie assumes no responsibility for any infringement of other rights of third parties which may result from the use of such products and information.

This document is the 1.2nd version which is made in 16-Dec.-2020. This document supersedes and replaces all information previously supplied.



is a registered trademark of Jianguo JieJie Microelectronics Co.,Ltd.

Copyright ©2020 Jianguo JieJie Microelectronics Co.,Ltd. Printed All rights reserved.