



## LF1006FPL~LF1008FPL LOW FORWARD VOLTAGE RECTIFIER

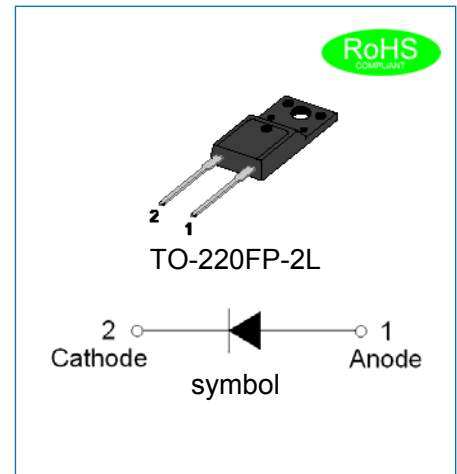
Rev.1.0

### DESCRIPTION:

- ✧ Plastic package has underwriters laboratories flammability classification 94V-0
- ✧ Glass passivated junction
- ✧ Lead free in compliance with EU RoHS 2011/65/EU directives
- ✧ Low forward voltage

### MECHANICAL DATA

- ✧ Case: TO-220FP-2L, molded plastic over passivated junction
- ✧ Terminals: Solder plated, solderable per J-STD-002
- ✧ Weight: 1.67gram



### ABSOLUTE MAXIMUM RATING AND ELECTRICAL CHARACTERISTICS

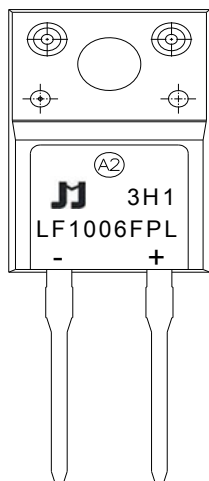
(Rating at 25°C ambient temperature unless otherwise specified.)

Parameter		Symbol	LF1006FPL	LF1008FPL	Unit
Maximum repetitive peak reverse voltage		$V_{RRM}$	600	800	V
Maximum RMS voltage		$V_{RMS}$	420	560	V
Maximum DC blocking voltage		$V_{DC}$	600	800	V
Maximum average forward current 0.375"(9.5mm) lead length at $T_L=100^\circ\text{C}$		$I_{F(AV)}$	10		A
Peak forward surge current: 8.3ms single half sine-wave superimposed on rated load (JEDEC method)		$I_{FSM}$	200		A
Maximum forward voltage @ $I_F=10\text{A}$		$V_F$	0.95		V
Maximum DC reverse current at rated DC blocking voltage	$T_j=25^\circ\text{C}$	$I_R$	5.0		$\mu\text{A}$
	$T_j=150^\circ\text{C}$		300		$\mu\text{A}$
Typical junction capacitance $V_R=4.0\text{V}$ , $f=1\text{MHz}$		$C_j$	100	80	pF
Operating junction and storage temperature range		$T_j, T_{stg}$	-55 to +150		$^\circ\text{C}$

## THERMAL RESISTANCES

Symbol	Parameter	LF1006FPL	LF1008FPL	Unit
$R_{th(j-c)}$	Junction to case	4		$^{\circ}C/W$

## MARKING



LF	Low Forward Voltage Rectifier
10	$I_{F(AV)}=10A$
06	$V_{RRM}:600V$
FPL	Package:TO-220FP-2L

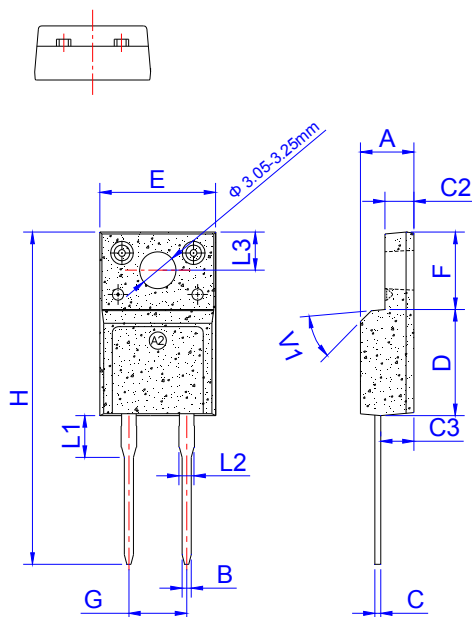
$\underline{x}H1$ : Month, 1、2、3 ~ 9、A、B、C

$3\underline{x}1$ :

2018	2019	2020	2021	2022	2023	2024
H	I	J	K	L	M	N
2025	2026	2027	2028	2029	2030	...
O	P	Q	R	S	T	...

$3H\underline{x}$ : Batch number

## PACKAGE MECHANICAL DATA

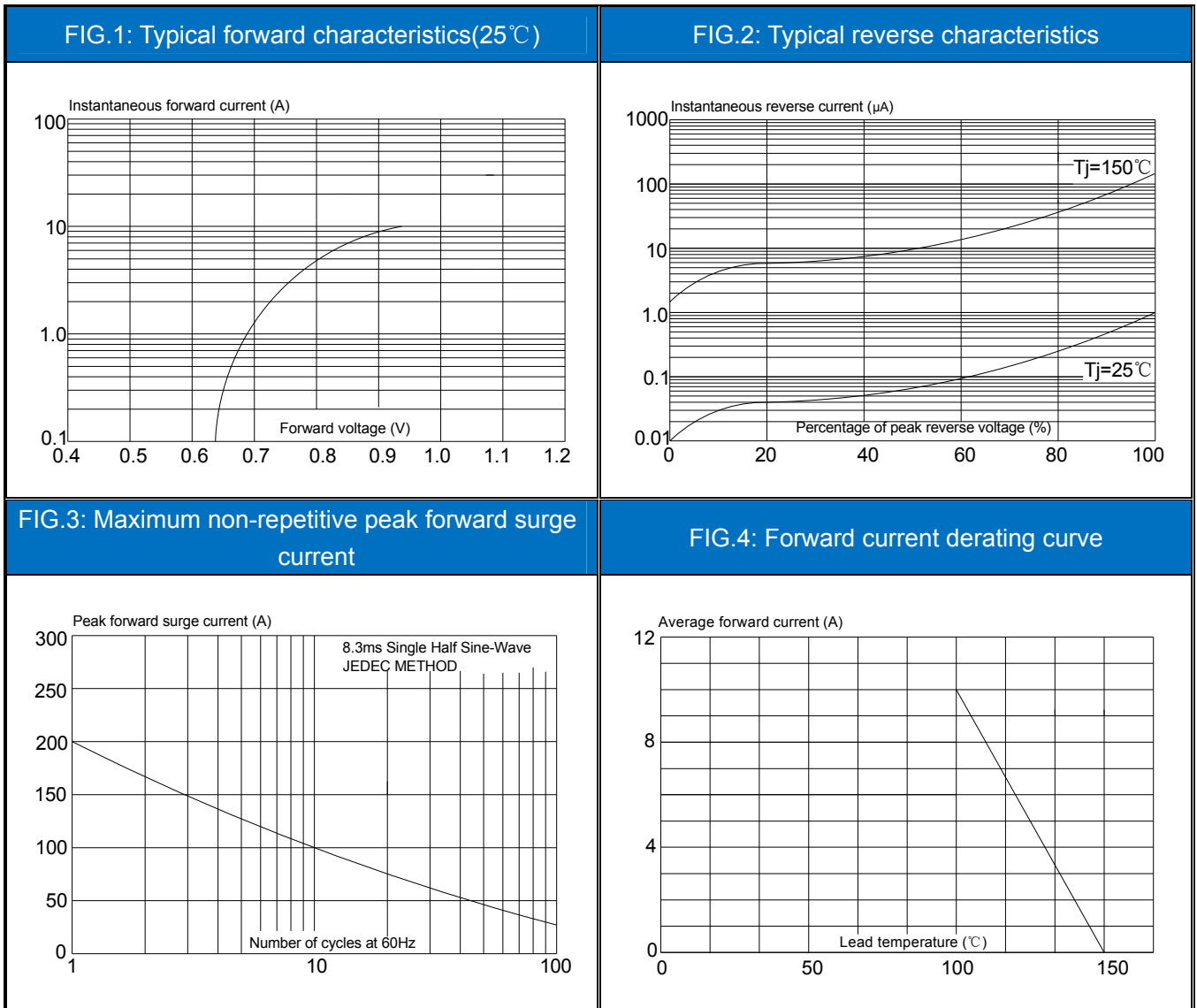


Ref.	Dimensions					
	Millimeters			Inches		
	Min.	Typ.	Max.	Min.	Typ.	Max.
A	4.50		4.90	0.177		0.193
B	0.74	0.80	0.83	0.029	0.031	0.033
C	0.47		0.65	0.019		0.026
C2	2.45		2.75	0.096		0.108
C3	2.60		3.00	0.102		0.118
D	8.80		9.30	0.346		0.366
E	9.80		10.4	0.386		0.410
F	6.40		6.80	0.252		0.268
G		5.08			0.200	
H	28.0		29.8	1.102		1.173
L1		3.63			0.143	
L2	1.14		1.70	0.045		0.067
L3		3.30			0.130	
V1		45 $^{\circ}$			45 $^{\circ}$	

## PACKAGE INFORMATION-TO-220FP-2L

OUTLINE	UNIT WEIGHT (g/PCS) typ.	TUBE (PCS)	PER CARTON (PCS)
TUBE	1.67	50	5,000

CHARACTERISTICS CURVE




Information furnished in this document is believed to be accurate and reliable. However, Jiangsu JieJie Microelectronics Co.,Ltd assumes no responsibility for the consequences of use without consideration for such information nor use beyond it.

Information mentioned in this document is subject to change without notice, apart from that when an agreement is signed, Jiangsu JieJie complies with the agreement.

Products and information provided in this document have no infringement of patents. Jiangsu JieJie assumes no responsibility for any infringement of other rights of third parties which may result from the use of such products and information.

This document is the first version which is made in 3-Aug.-2021. This document supersedes and replaces all information previously supplied.

 is a registered trademark of Jiangsu JieJie Microelectronics Co.,Ltd.

Copyright ©2021 Jiangsu JieJie Microelectronics Co.,Ltd. Printed All rights reserved.